



Acme Sanitary Ware Co Ltd


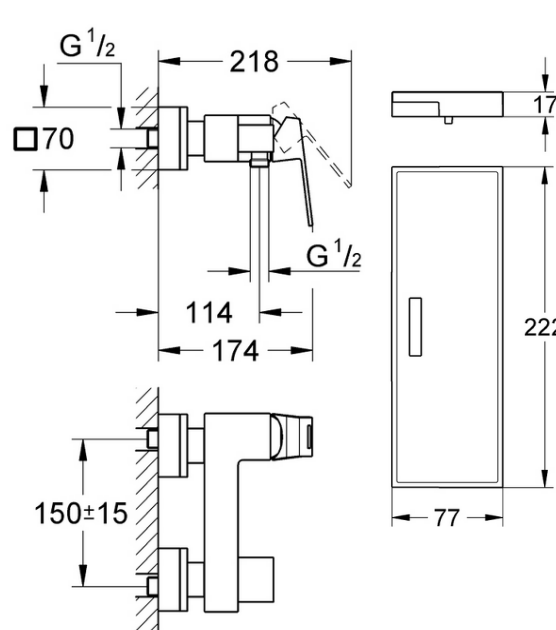
Acme Building, 22-28 Nanking Street, Kowloon, Hong Kong
 Tel: 2388 7171 Fax: 2710 8012
 E-mail: acme@acmesanitary.com.hk
 Website: www.acmesanitaryware.com.hk



Pure Freude
an Wasser

PROJECT		REF		REV	ITEM CODE	
LOCATION		DATE			PAGE	

SANITARY WARE SPECIFICATION SHEET

Item Descriptions	GROHE (Germany) "Eurocube" Wall mounted chrome plated single-lever shower mixer with shelf	Illustration/ Drawing
Dimensions	L218 x W222 x H70 mm	
Model	23145000 (Shower mixer) 18541000 (Tray)	
Finish	Chrome Plated	
Country of origin	Germany	
Manufacturer	GROHE Limited	
Supplier	Acme Sanitary Ware Co. Ltd Mr. Eric Wong/ Mr. Don Yuen	
Contact Tel/Fax	(852) 2388-7171 / (852) 2710-8012	
E-mail	acme@acmesanitary.com.hk	
Website	www.acmesanitary.com.hk	
"Eurocube" <u>Single-lever shower mixer 1/2 "</u> <ul style="list-style-type: none">• wall mounted• metal lever• GROHE SilkMove 46 mm ceramic cartridge• GROHE StarLight chrome finish• adjustable flow rate limiter• shower bottom outlet 1/2" with integrated non return-valve• covered S-unions• protected against backflow• optional temperature limiter (46 375 000)		

Note: [YouTube \(Unboxing 23145000\) https://www.youtube.com/watch?v=ZUljT1fKTg](https://www.youtube.com/watch?v=ZUljT1fKTg)

* All information of the above is for the reference only. No prior notice is made if any changes.



Acme Sanitary Ware Co Ltd

Acme Building, 22-28 Nanking Street, Kowloon, Hong Kong
 Tel: 2388 7171 Fax: 2710 8012
 E-mail: acme@acmesanitaryware.com.hk
 Website: www.acmesanitaryware.com.hk



Pure Freude
an Wasser

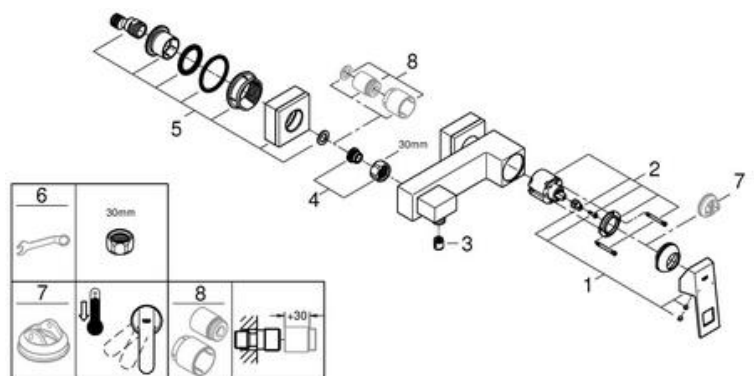
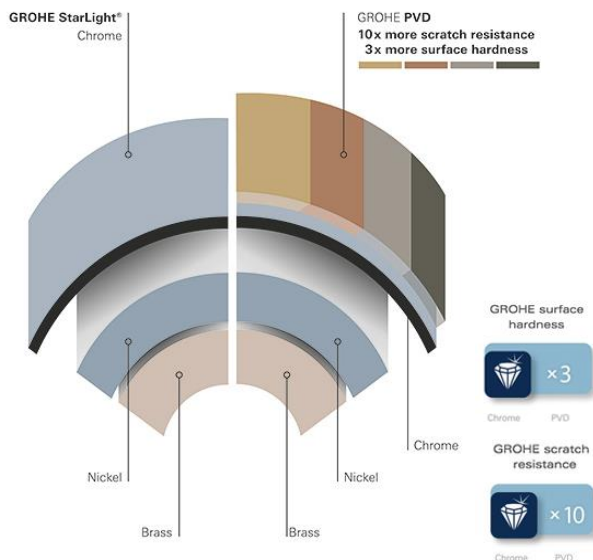
PROJECT		REF		REV	ITEM CODE	
LOCATION		DATE			PAGE	

SANITARY WARE SPECIFICATION SHEET

GROHE EUROCUBE

MAKE A CLEAR STATEMENT

Straightforward, attractive and always focused on the essential. Cosmopolitan life in the teeming city becomes a bit more manageable if you are surrounded by straight lines. The overarching concept of GROHE Eurocube evokes the dynamic lifestyle of busy people and celebrates the dramatic beauty of the cube. Enjoy a bit of clarity.



Pos.-nr.	Prod. description	Order-nr.
1	Lever	46782000
2	Cartridge	46048000
3	Non-return valve	08565000
4	Screw connection 1/2"	45044000
5	S-union	47824000
6	Special spanner	19377000*
7	Temperature limiter	46375000*
8	Extension set, 30 mm	46238000*

* Optional accessories



GROHE SilkMove cartridge technology for smooth handling

This premium tap comes with a continuously variable water temperature and volume adjustment technology, ensuring effortless lever operation even after years of use.

Note:

* All information of the above is for the reference only. No prior notice is made if any changes.



Supplies Department

Suppliers

上打道七號入境事務大樓 48 樓

Immigration Tower, 7 Gloucester Road, Wan Chai, Hong Kong

本署檔號 : (2) in WSD 3321/2020 T/J(1195/2020)
Our ref.
來函檔號 :
Your ref.


電話 :
Tel.
傳真 : 2824 0578
Fax.

9 October 2020

Approval of "GROHE" Shower Mixer (General Acceptance No. C20200893)

Your letter ref. WRC/2340 dated 4 September 2020 refers.

Having considered the test report ref. J24991 issued on 8 April 2020 by Nutek Systems (HK) Ltd., this Authority accepts that the fitting described below complies with, and its use when correctly installed does not contravene, the Waterworks Ordinance and Regulations.

Name of Manufacturer: Grohe AG
Country of Origin: Germany
Brand: Grohe
Details of Fitting: 1/2" Single lever shower mixer
Model: 23145XXX
(where the digits "XXX" denote the code of colour)
Body Markings: 
Expiry Date: 19 January 2025



This Authority hereby permits the use of the above fitting in fresh water plumbing systems subject to full adherence to Waterworks installation requirements. In particular, you are required to draw your customers' attention to the following requirement-

"The cold water supply to the fitting shall be drawn from the same source that supplies the hot water apparatus so as to provide a balanced pressure and to obviate the risk of scalding in the event of a restriction or failure in the water supply." AND

"The shower head or handspray should not be placed in submerged conditions and should be securely fixed to the original position after use."

A condition of this acceptance is that the fitting to be installed shall be replicas of the sample as certified by the testing agent mentioned above and without modifications. This acceptance may be withdrawn at any time if the standard of the fitting installed fails to meet that of the approved sample or if the fitting is found to be unsuitable for use in fresh water plumbing systems.

This acceptance is only applicable to the main body of the fitting, unless otherwise specified.

For the use of the fitting in any project, the General Acceptance Number of this letter must be quoted as a means of identification of acceptance of the fitting by this Authority.

Should you have any enquiries, please contact our Engineer Mr. Terry KUNG at tel. no. 3583 4086.

Yours faithfully,



(CHAN Chung-kun)

for Director of Water Supplies

Encl.

c.c. WSD 3321/1/82] - without catalogue
 ME/MC] - with soft copy only